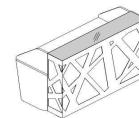

TECHNICAL SPECIFICATION

COLOURS

COUNTER TOP - GLASS



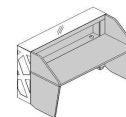
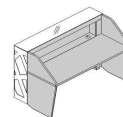
WHITE, TEMPERED
GLASS



BODY



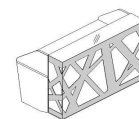
67 WHITE PASTEL



FRONT - METAL



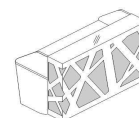
15 HIGH GLOSS
WHITE



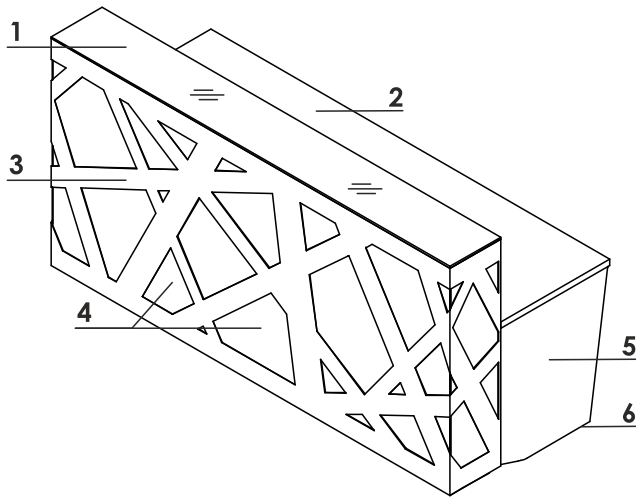
FRONT - PLEXIGLASS



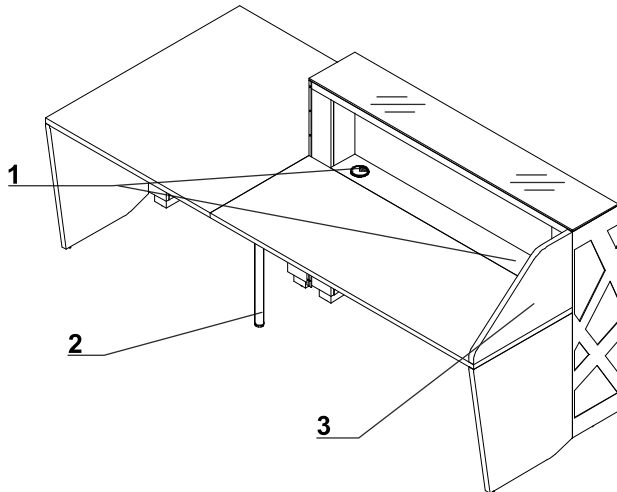
PLEXIGLASS
WHITE



TECHNICAL SPECIFICATION

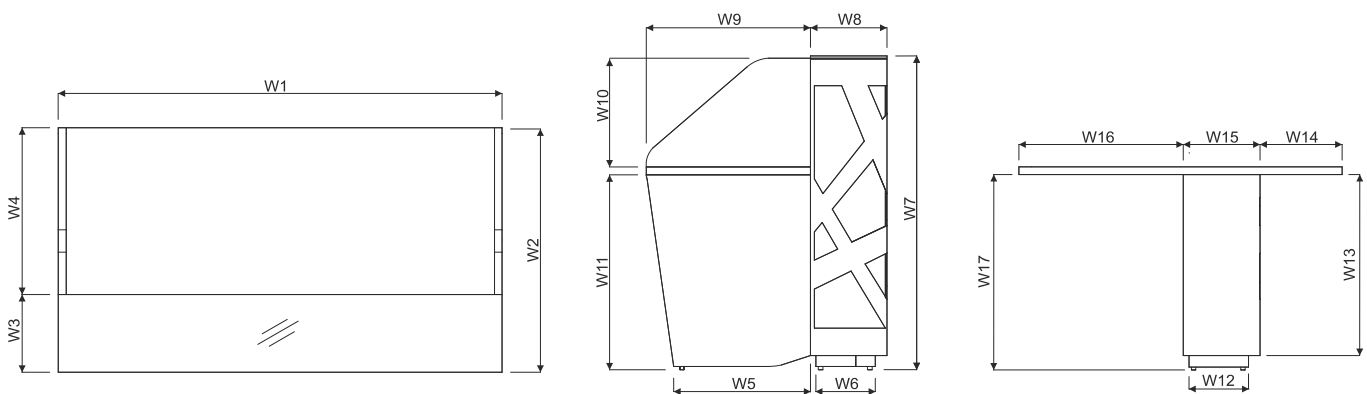


1. **Top** - tempered optiwhite glass, 8mm - painted on bottom side
2. **Work top** - MFC 28mm, PVC edge
3. **Front** - powder coated steel and plexiglas
4. **Light source** - RGBW LED, remote control
5. **Low side panel** - MFC 28mm, PVC edge
6. **Leveling** - 5mm range



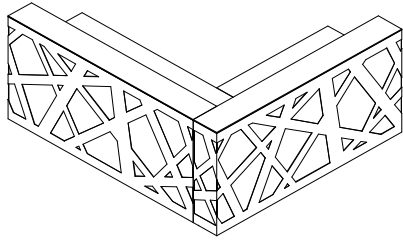
1. **Cable grommets** - Ø80
2. **Supporting leg NE41**- required for connecting the tops
3. **Vertical panel** - MFC 28mm, PVC edge

DIMENSIONS

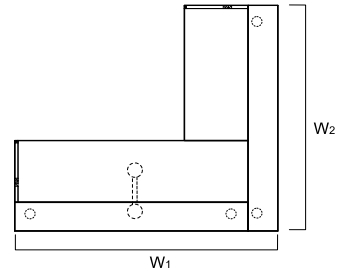
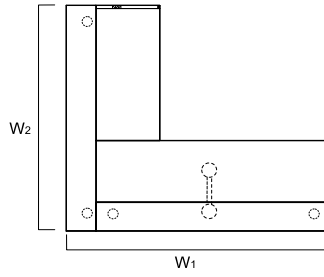


W1 - 1600mm | W2 - 880mm | W3 - 280mm | W4 - 600mm | W5 - 500mm | W6 - 217mm | W7 - 1146mm | W8 - 280mm | W9 - 600mm | W10 - 397mm
 | W11 - 712mm | W12 - 217mm | W13 - 660mm | W14 - 300mm | W15 - 280mm | W16 - 600mm | W17 - 712mm

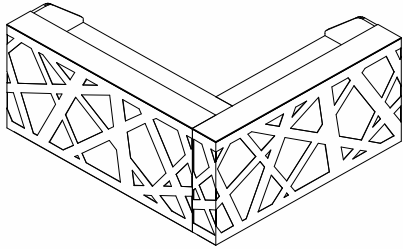
RECEPTION DESKS SYSTEMS



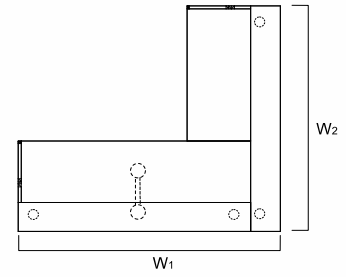
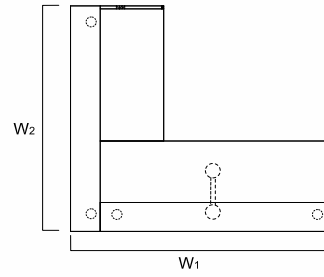
LZN51+LZG22+LZB22+LZG22+LZB22M



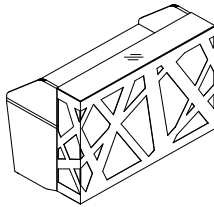
INDEX SYMBOL	DIMENSIONS					[mm]	⚖️	📦	📦		COMMENTS
	W ₁	W ₂	D ₁	D ₂	H						
LZG44	2480	2200	-	-	1146		278.2	3.233	18		



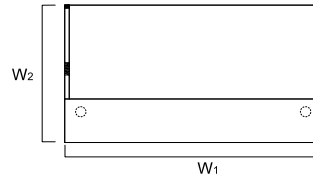
LZK01+LZN51+LZG22+LZB22+LZG22+LZB22M



INDEX SYMBOL	DIMENSIONS					[mm]	⚖️	📦	📦		COMMENTS
	W ₁	W ₂	D ₁	D ₂	H						
LZG45	2480	2200	-	-	1146		285.2	3.252	19		



¹⁶ ¹⁶
LZK01+LZN51+LZG22+LZB22



INDEX SYMBOL	DIMENSIONS					[mm]	⚖️	📦	📦		COMMENTS
	W ₁	W ₂	D ₁	D ₂	H						
LZG34	1600	880	-	-	1146		127.9	1.250	9		
LZG46	2200	880	-	-	1146		157.9	1.694	10		

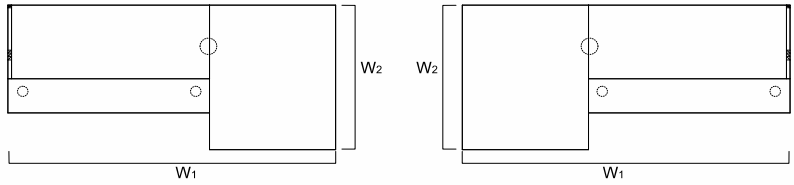
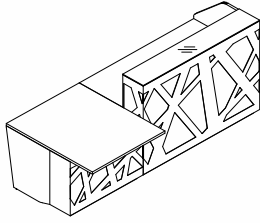
DESCRIPTION

⚖️ NET WEIGHT

📦 VOLUME

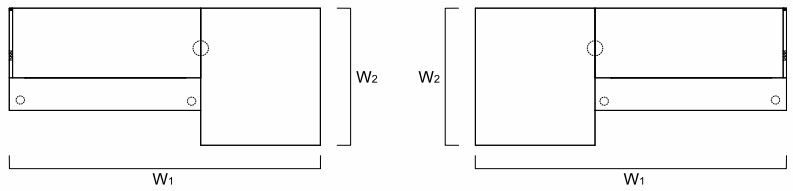
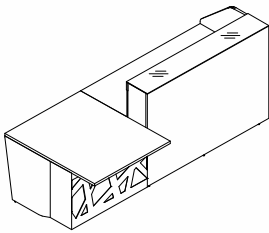
📦 NUMBER OF PACKAGES

RECEPTION DESKS SYSTEMS



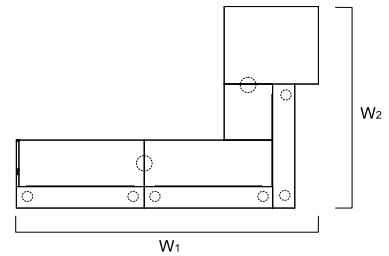
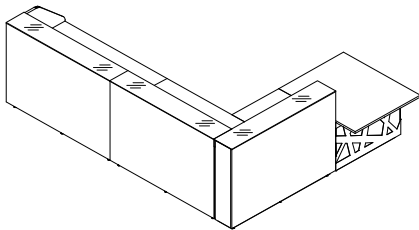
LZN51+LZG10+NE41+LZG22+LZB22+LZK01

INDEX SYMBOL	DIMENSIONS [mm]									COMMENTS
	W ₁	W ₂	D ₁	D ₂	H		kg	m ³	pcs	
LZG50	2600	1180	-	-	1146		210.4	1.822	15	
LZG51	3200	1180	-	-	1146		238.9	2.249	15	



LZB16+LZG16M+LZG10+LZN51+LZK01+NE41

INDEX SYMBOL	DIMENSIONS [mm]									COMMENTS
	W ₁	W ₂	D ₁	D ₂	H		kg	m ³	pcs	
LZG56	2600	1180	-	-	1146		212.4	1.822	15	



3xLZG16M+LZG10+LZK01+LZN51+LZB16M+2xLZB16+2xNE41

INDEX SYMBOL	DIMENSIONS [mm]									COMMENTS
	W ₁	W ₂	D ₁	D ₂	H		kg	m ³	pcs	
LZG57	3200	2880	-	-	1146		423.2	4.215	31	

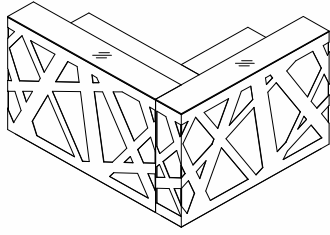
DESCRIPTION

NET WEIGHT

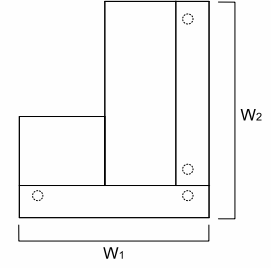
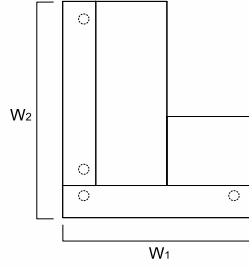
VOLUME

NUMBER OF PACKAGES

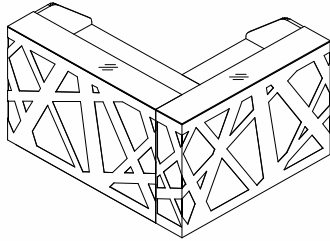
RECEPTION DESKS SYSTEMS



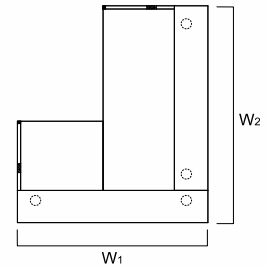
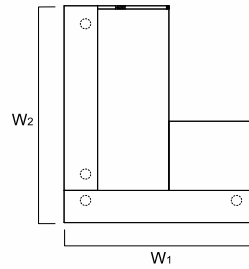
LZN51+LZG16+LZB16+LZG16+LZB16M



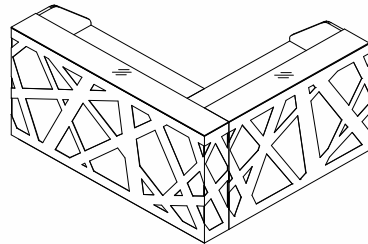
INDEX SYMBOL	DIMENSIONS					[mm]		⚖️	📦	📦		COMMENTS
	W ₁	W ₂	D ₁	D ₂	H							
LZG32	1600	1880	-	-	1146			219.5	2.395	16		



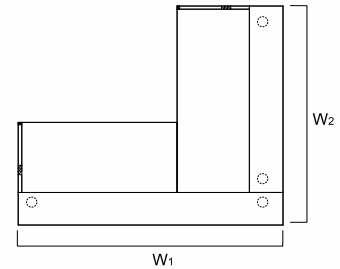
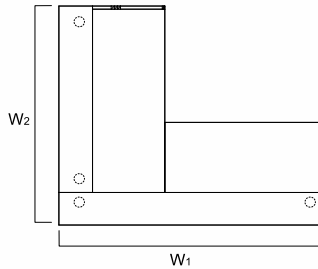
LZK01+LZN51+LZG16+LZB16+LZG16+LZB16M



INDEX SYMBOL	DIMENSIONS					[mm]		⚖️	📦	📦		COMMENTS
	W ₁	W ₂	D ₁	D ₂	H							
LZG35	1600	1880	-	-	1146			226.5	2.414	17		



LZK01+LZN51+LZG22+LZB22M+LZG16+LZB16



INDEX SYMBOL	DIMENSIONS					[mm]		⚖️	📦	📦		COMMENTS
	W ₁	W ₂	D ₁	D ₂	H							
LZG36	2200	1880	-	-	1146			254.5	2.807	17		

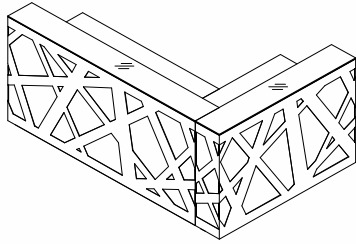
DESCRIPTION

⚖️ NET WEIGHT

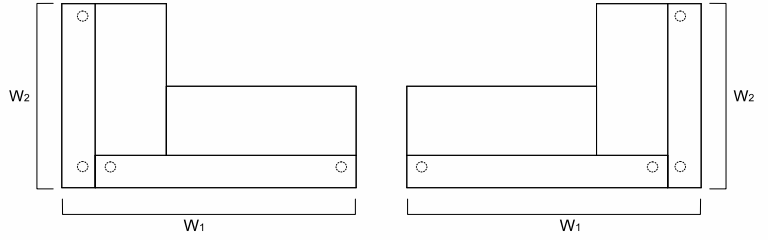
📦 VOLUME

📦 NUMBER OF PACKAGES

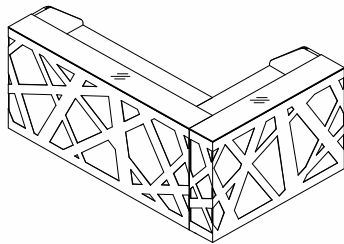
RECEPTION DESKS SYSTEMS



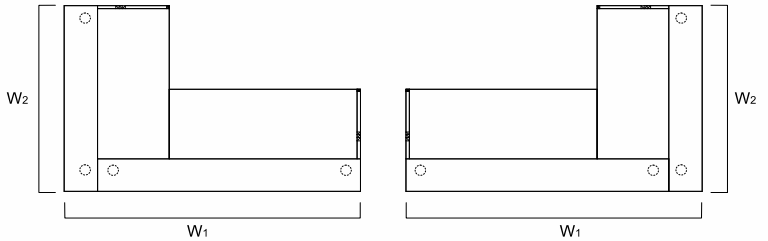
LZN51+LZG22+LZB16+LZG16+LZB22M



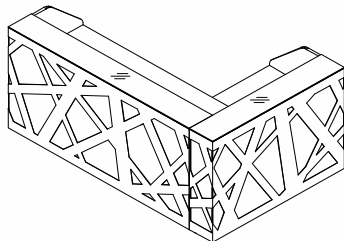
INDEX SYMBOL	DIMENSIONS [mm]									COMMENTS
	W ₁	W ₂	D ₁	D ₂	H		kg	m ³	pcs	
LZG38	2480	1600	-	-	1146		247.5	2.788	16	



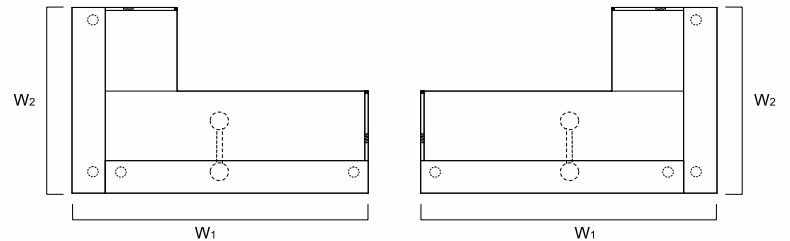
LZK01+LZN51+LZG22+LZB16+LZG16+LZB22M



INDEX SYMBOL	DIMENSIONS [mm]									COMMENTS
	W ₁	W ₂	D ₁	D ₂	H		kg	m ³	pcs	
LZG40	2480	1600	-	-	1146		254.5	2.807	17	



LZK01+LZN51+LZG22+LZB22+LZG16+LZB16M



INDEX SYMBOL	DIMENSIONS [mm]									COMMENTS
	W ₁	W ₂	D ₁	D ₂	H		kg	m ³	pcs	
LZG42	2480	1600	-	-	1146		254.4	2.857	15	

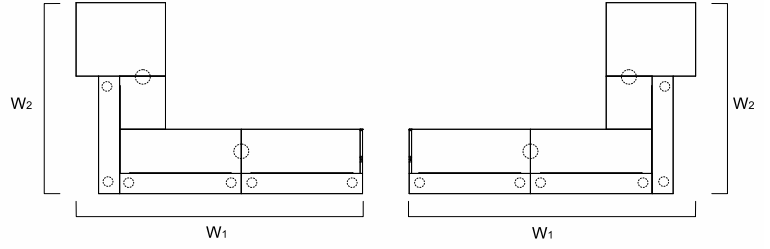
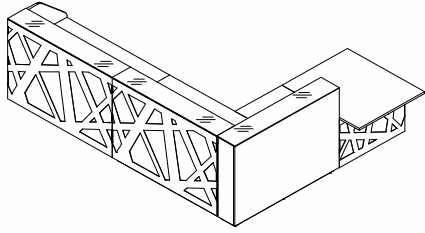
DESCRIPTION

NET WEIGHT

VOLUME

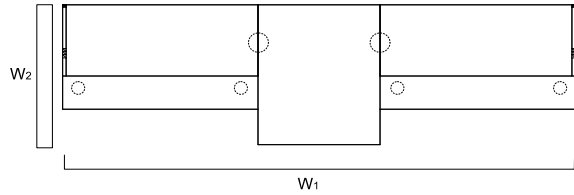
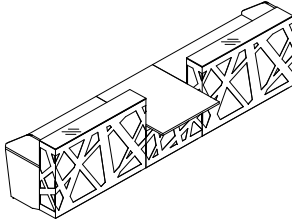
NUMBER OF PACKAGES

RECEPTION DESKS SYSTEMS



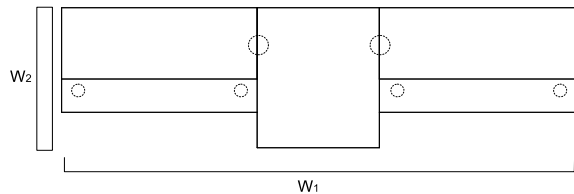
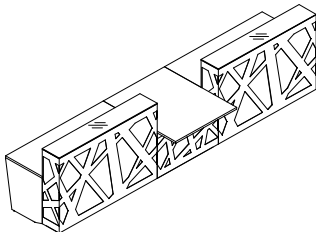
LZG16M+2xLZG16+LZG10+LZK01+LZN51+LZB16M+2xLZB16+2xNE41

INDEX SYMBOL	DIMENSIONS					[mm]	⚖️	📦	📦		COMMENTS
	W ₁	W ₂	D ₁	D ₂	H						
LZG58	3808	2880	-	-	1146		419.2	4.215	31		



¹⁶₁₆LZN51+¹⁶₁₆LZG22+¹⁶₁₆LZB22+NE41+LZG10+NE41+¹⁶₂₂LZG22+¹⁶₂₂LZB22+LZK01

INDEX SYMBOL	DIMENSIONS					[mm]	⚖️	📦	📦		COMMENTS
	W ₁	W ₂	D ₁	D ₂	H						
LZG52	4200	1180	-	-	1146		317.8	3.034	23		
LZG53	4800	1180	-	-	1146		347.8	3.479	24		
LZG54	5400	1180	-	-	1146		377.8	3.923	25		



LZN51+LZG16+LZB16+NE41+LZG10+NE41+LZG16+LZB16

INDEX SYMBOL	DIMENSIONS					[mm]	⚖️	📦	📦		COMMENTS
	W ₁	W ₂	D ₁	D ₂	H						
LZG55	4200	1180	-	-	1146		310.8	3.015	22		

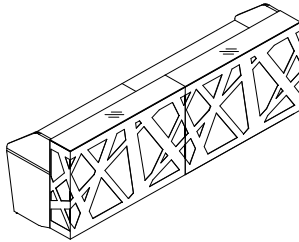
DESCRIPTION

⚖️ NET WEIGHT

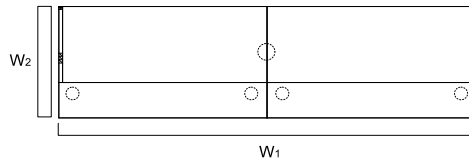
📦 VOLUME

📦 NUMBER OF PACKAGES

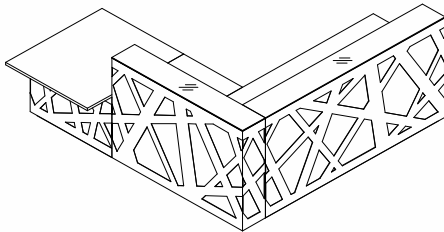
RECEPTION DESKS SYSTEMS



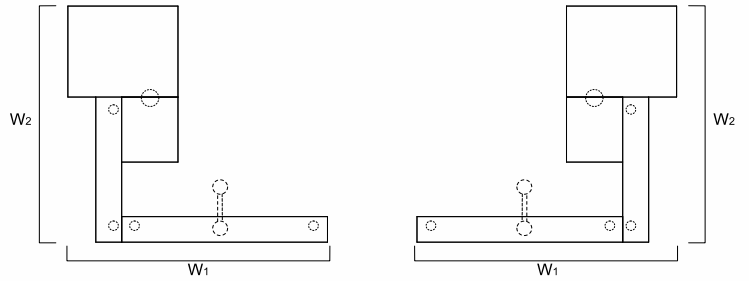
LZK01+LZN51+LZG22+LZB22+NE41+LZG22+LZB22



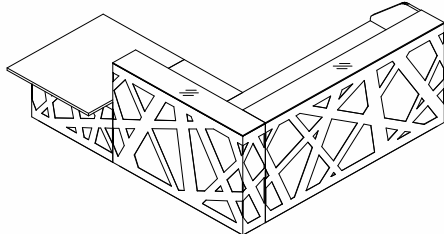
INDEX SYMBOL	DIMENSIONS [mm]						⚖️ kg	📦 m3	📦 pcs	COMMENTS
	W ₁	W ₂	D ₁	D ₂	H					
LZG60	3200	880	-	-	1146		235.3	2.462	17	
LZG61	3800	880	-	-	1146		265.3	2.906	18	
LZG62	4400	880	-	-	1146		295.3	3.351	19	



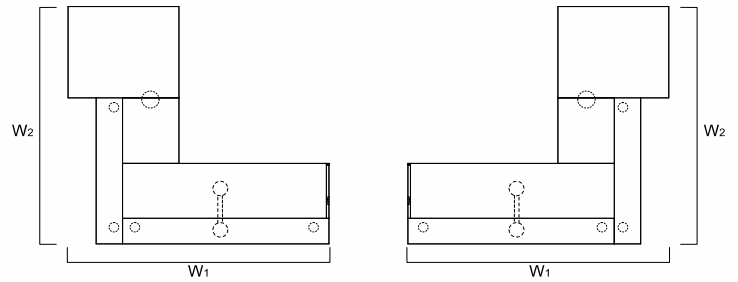
LZN51+LZG10+NE41+LZG16+LZB16M+LZG22+LZB22



INDEX SYMBOL	DIMENSIONS [mm]						⚖️ kg	📦 m3	📦 pcs	COMMENTS
	W ₁	W ₂	D ₁	D ₂	H					
LZG64	2600	2780	-	-	1146		331.3	3.411	22	



LZN51+LZG10+NE41+LZG16+LZB16M+LZG22+LZB22+LZK01






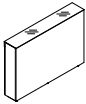

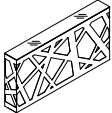



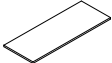




INDEX SYMBOL	DIMENSIONS [mm]						⚖️ kg	📦 m3	📦 pcs	COMMENTS
	W ₁	W ₂	D ₁	D ₂	H					
LZG63	2600	2780	-	-	1146		338.3	3.431	23	

DESCRIPTION


⚖️ NET WEIGHT




📦 VOLUME

📦 NUMBER OF PACKAGES

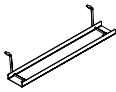

PRODUCT ILLUSTRATION	DIMENSIONS [mm]			INDEX SYMBOL						COMMENTS
	WIDTH	DEPTH	HEIGHT			kg	m3	pcs		
	1600	280	1146	LZG16M		89.5	1.147	4		
	1600	280	1146	LZG16		87.5	1.147	4		
	2200	280	1146	LZG22		108.5	1.527	4		
	1000	1180	740	LZG10		81.0	0.555	5		
	720	600	28	LZB16M		10.4	0.017	3		
	1320	600	28	LZB22M		18.1	0.031	4		
	1600	600	28	LZB16		18.4	0.049	3		
	2200	600	28	LZB22		25.4	0.050	3		use of support leg NL41 in the middle of worktop advisable!
	600	28	397	LZK01		7.0	0.020	1		
	600	28	712	LZN51		15.0	0.035	1		
	40	40	712	NE41		1.5	0.017	1		round profile leg

DESCRIPTION

 NET WEIGHT VOLUME NUMBER OF PACKAGES

PRODUCT ILLUSTRATION	DIMENSIONS [mm]			INDEX SYMBOL						COMMENTS
	WIDTH	DEPTH	HEIGHT			kg	m3	pcs		


COMPOSITION ELEMENTS

	460	110	121	E64		0.0	0.000	0		horizontal cable tray 09-aluminum
	580	162	123	S69		1.0	0.015	1		09 - aluminum

DESCRIPTION

 NET WEIGHT

 VOLUME

 NUMBER OF PACKAGES