

# Soft ROCK lounge seating












Design by Christina Strand and Niels Hvass | Denmark



## ELECTRICITY ORDERING GUIDELINES

! All electrical installations should be done by a qualified person in accordance with local regulation.

- Power supply cables for armrests must be ordered separately, according to most appropriate cable management scenario for specific situation;
- Electric power limits, of how much power sockets can be plugged into one mains socket, varies from country. Read the following information!

Market	Plug / Power cable	Power socket type	Max power (V x A)	Recommended / Legal maximum number of sockets fed from 1 plug	National standard	OCP* requirement
EU	Type E (16A)  To GST18i3 Female Cable core 1,5mm <sup>2</sup>	Type F  Schuttered Schuko (German)	230V x 16A = <b>3680W</b>	Maximum of 8 power sockets would be considered as safe and reasonable limit on a same shared circuit. More sockets (10-16) would be possible if on a dedicated circuit intended to use only office equipment such as laptops, tablets, phone chargers (less than 200W). Although this fully depends on the load of the equipment on a circuit as whole.	N/A	N/A
FR	Type E (16A)  To GST18i3 Female Cable core 1,5mm <sup>2</sup>	Type E  French/Belgian	230V x 16A = <b>3680W</b>	Maximum of 8 power sockets would be considered as safe and reasonable limit on a same shared circuit. More sockets (10-16) would be possible if on a dedicated circuit intended to use only office equipment such as laptops, tablets, phone chargers (less than 200W). Although this fully depends on the load of the equipment on a circuit as whole.	N/A	N/A
UK	Type G (13A)  To GST18i3 Female Cable core 1,5mm <sup>2</sup>	Type G  UK socket Fused (3,15A)	230V x 13A = <b>2990W</b>	Maximum 6 fused (3,15A) power sockets can be fed from single starter cable in office and education environments.	BS  6396:2008+A1:2015 Electrical systems in office furniture and educational furniture	N/A
CH	Type J (10A)  To GST18i3 Female Cable core 1,5mm <sup>2</sup>	Type J  Swiss socket	230V x 10A = <b>2300W</b>	Maximum of 6 power sockets would be considered as safe and reasonable limit on a same shared circuit. More sockets (8-10) would be possible if on a dedicated circuit intended to use only office equipment such as laptops, tablets, phone chargers (less than 200W). Although this fully depends on the load of the equipment on a circuit as whole.	SEV 1011  Swiss national standard for plugs and sockets for domestic use and similar purposes	For units hardwired to a plug with 2 or more sockets being fed from it (10A OCP)
US	Type B (15A)  To GST18i3 Female Cable core 14AWG	Type B  NEMA 5-15P	120V x 15A = <b>1800W</b>	Maximum of 8 power sockets can be fed from single starter cable in office and education environments.	UL 962A  UL STANDARD FOR SAFETY Furniture Power Distribution Units	For units hardwired to a plug with 4 or more sockets being fed from it (15A OCP – 14AWG cable)
EU FR UK CH US	Cable core 1mm <sup>2</sup> (European markets)  Cable core 18AWG (US market)	Type A+C (25W)  Twin USB fast charger	<b>3680W</b> <b>3680W</b> <b>2990W</b> <b>2300W</b> <b>1800W</b>	EU – max 30 sockets FR – max 30 sockets UK – max 30 sockets CH – max 20 sockets US – max 20 sockets	UL62368-1  Standard for Audio/ video, information and communication technology equipment Part 1: Safety requirements	N/A

\*Over Current Protection. Read the following information.

## STARTER CABLES WITH OCP

Over current protection (OCP) fulfills statutory requirements:

- For USA for more than 3 sockets (UL 962A);
- For Switzerland for more than 1 socket (SEV 1011).

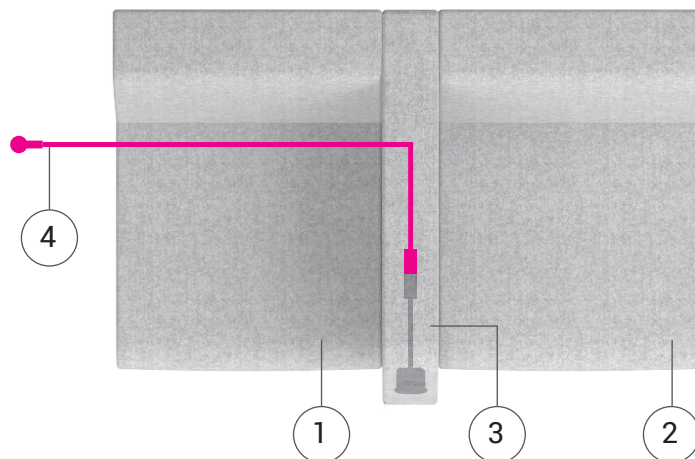
OCP device is hardwired into starter cables and designed to open the internal contacts in the event of a current flow in excess of the rated current according to its time/current characteristics. This protects the device from damage, should a surge occur. It can also provide loadside protection to devices that are connected to higher rated supply side circuits.







A thermo bimetallic strip, which has the advantage of being immune to high inrush currents and line transients, is heated by over current and deflects thereby releasing the latch mechanism. The contacts open even if the reset button is manually held in the closed position. This is known as trip-free mechanism. The contacts open and close with a positive snap action and the tripped state is clearly indicated by the extended projection of the reset button.

There are many solutions of how to manage electric power cables with GST18i3 connectors. See below a few of the examples.

## ORDERING EXAMPLE 1

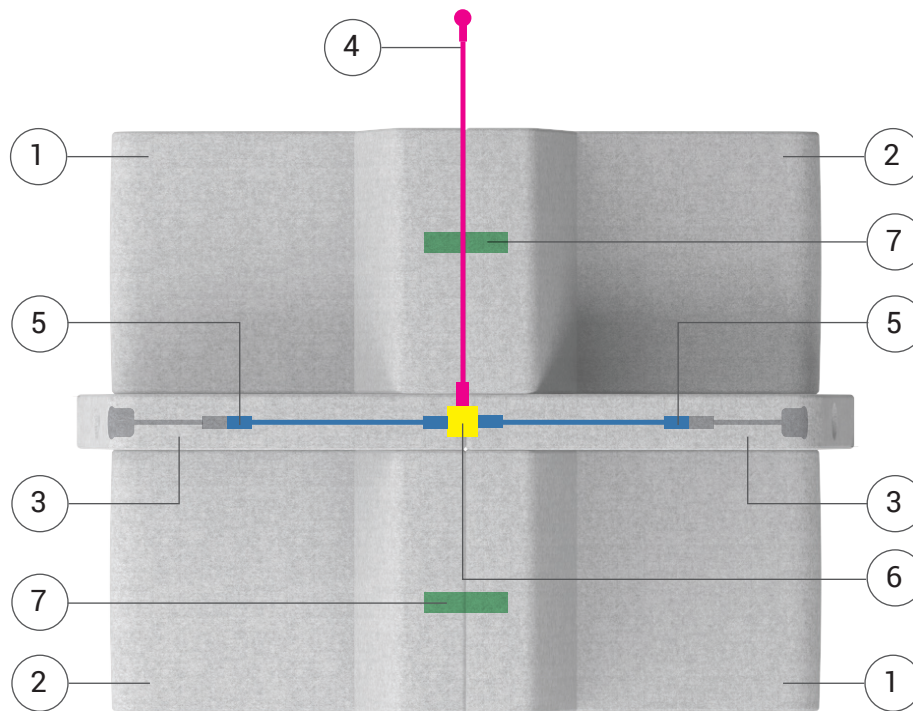


### Pricelist item's selection

	Description	Code	Quantity
① 	Lounge seater. Metal connectors on L/H	SRS002-001	1 pc.
② 	Lounge seater. Metal connectors on R/H	SRS002-100	1 pc.
③ 	Side armrest (center) with USB (plastic connectors)	SRS206	1 pc.
④ 	Power supply cable	ZZZ346/ZZZ347/ ZCH001/ ZCH002/ ZUS049/ ZUS050	1 pc.



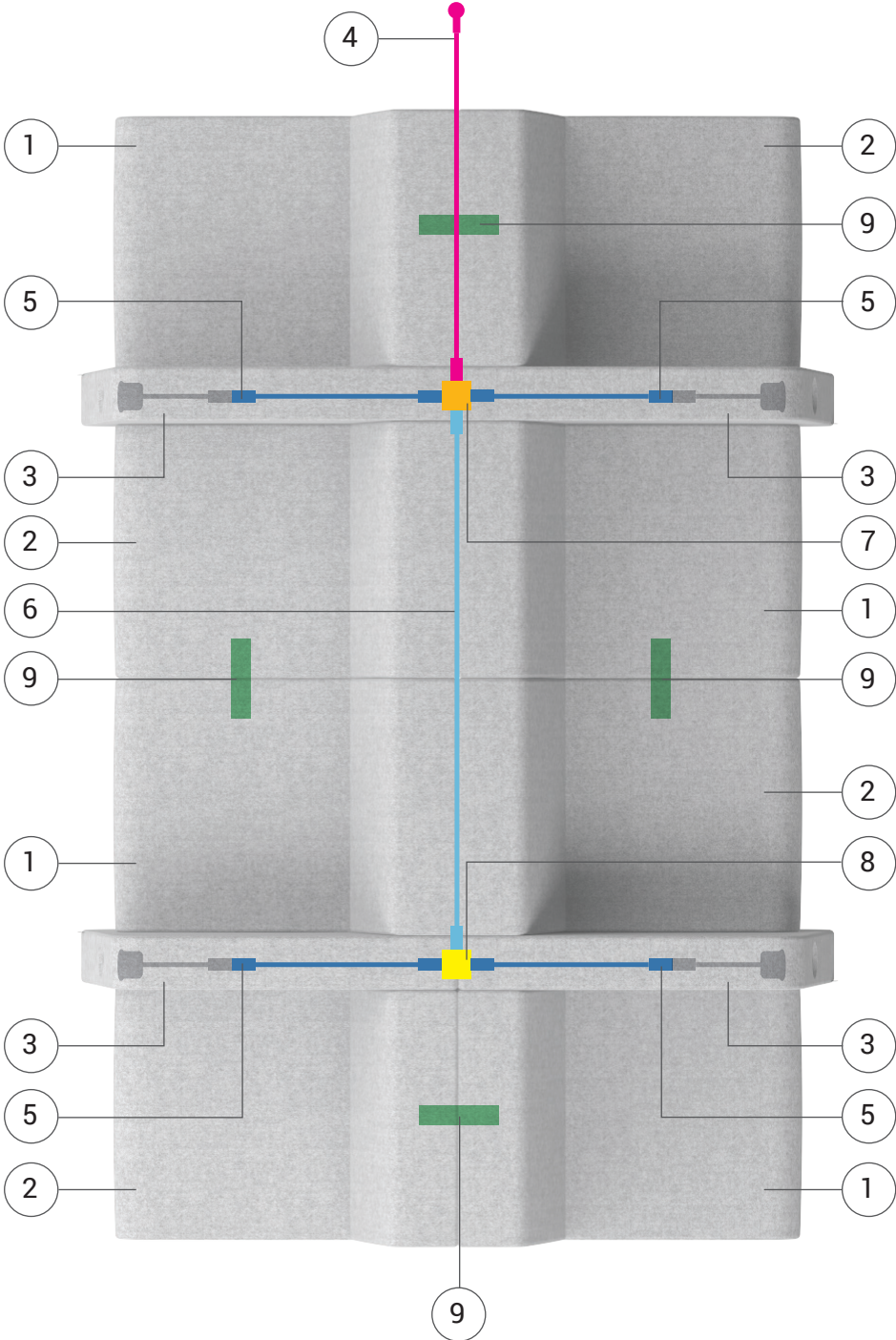
## ORDERING EXAMPLE 2



## Pricelist item's selection

		Description	Code	Quantity
1		Lounge seater. Metal connectors on L/H	SRS002-001	2 pcs.
2		Lounge seater. Metal connectors on R/H	SRS002-100	2 pcs.
3		Side armrest (center) with USB (plastic connectors)	SRS206	2 pcs.
4		Power supply cable	ZZZ346/ZZZ347/ ZCH001/ ZCH002/ ZUS049/ ZUS050	1 pc.
5		Extension cable, 1 m	ZZZ348/ZUS051	2 pcs.
6		Distributor block (1 IN, 2 OUT)	ZZZ366	1 pc.
7		Set of linking parts	SRS000	2 pcs.

ORDERING EXAMPLE 3

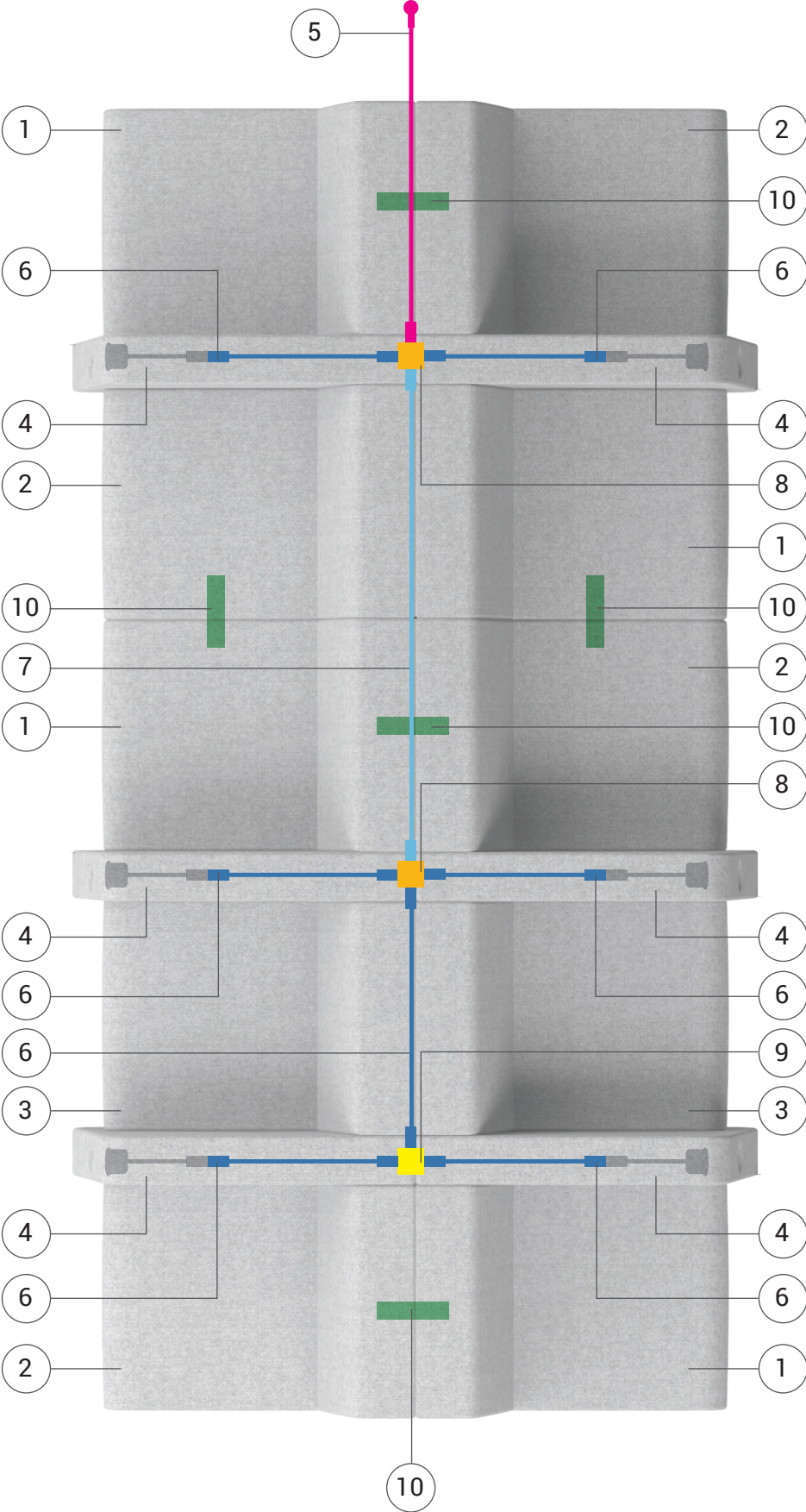


## Pricelist item's selection

		Description	Code	Quantity
1		Lounge seater. Metal connectors on L/H	SRS002-001	4 pcs.
2		Lounge seater. Metal connectors on R/H	SRS002-100	4 pcs.
3		Side armrest (center) with USB (plastic connectors)	SRS206	4 pcs.
4		Power supply cable	ZZZ346/ZZZ347/ ZCH001/ ZCH002/ ZUS049/ ZUS050	1 pc.
5		Extension cable, 1 m	ZZZ348/ZUS051	4 pcs.
6		Extension cable, 2 m	ZZZ349/ZUS052	1 pc.
7		Distributor block (1 IN, 3 OUT)	ZZZ367	1 pc.
8		Distributor block (1 IN, 2 OUT)	ZZZ366	1 pc.
9		Set of linking parts	SRS000	4 pcs.



ORDERING EXAMPLE 4

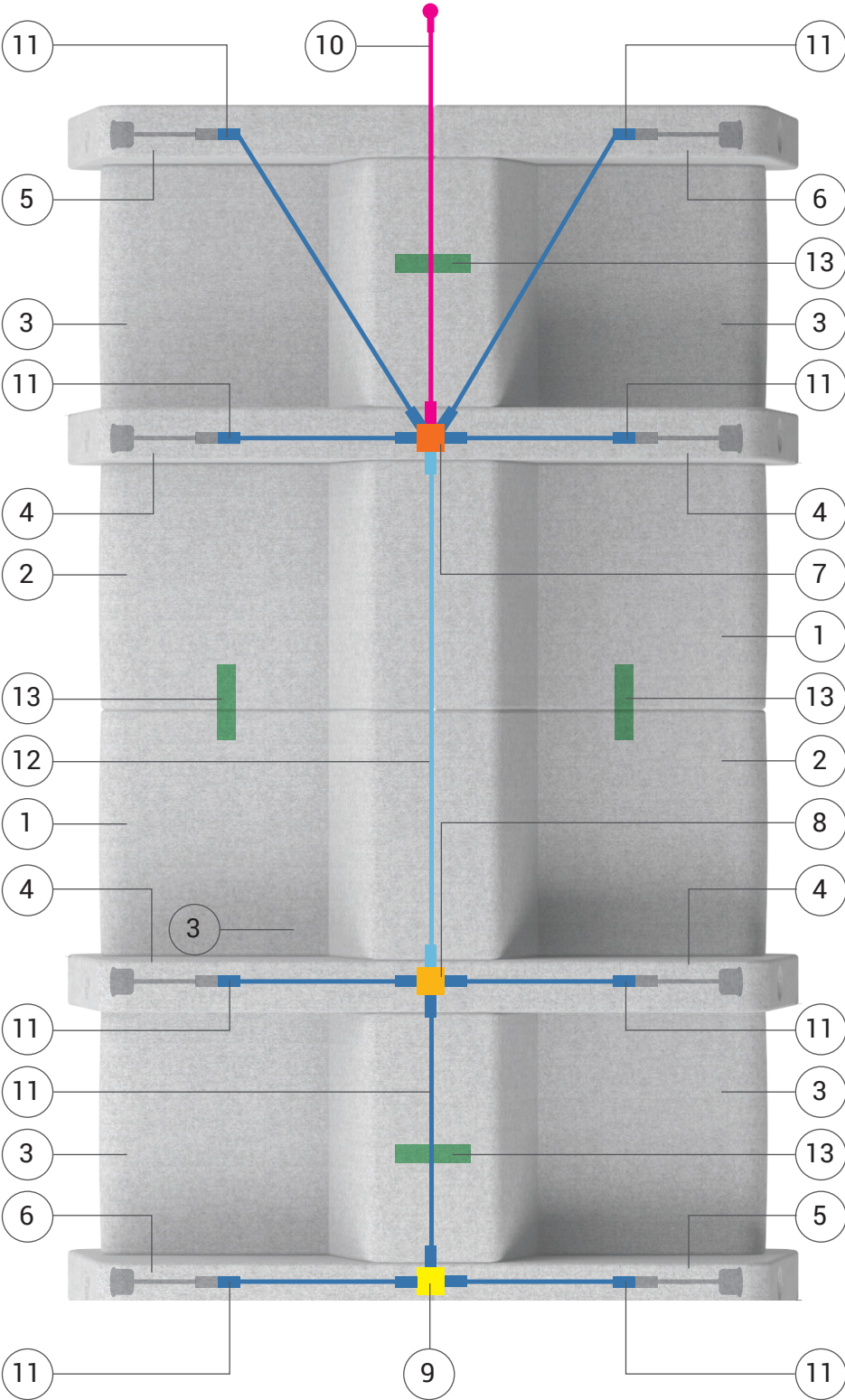


## Pricelist item's selection

		Description	Code	Quantity
1		Lounge seater. Metal connectors on L/H	SRS002-001	4 pcs.
2		Lounge seater. Metal connectors on R/H	SRS002-100	4 pcs.
3		Lounge seater. Metal connectors on R/H and L/H	SRS002-101	2 pcs.
4		Side armrest (center) with USB (plastic connectors)	SRS206	6 pcs.
5		Power supply cable	ZZZ346/ZZZ347/ ZCH001/ ZCH002/ ZUS049/ ZUS050	1 pc.
6		Extension cable, 1 m	ZZZ348/ZUS051	7 pcs.
7		Extension cable, 2 m	ZZZ349/ZUS052	1 pc.
8		Distributor block (1 IN, 3 OUT)	ZZZ367	2 pcs
9		Distributor block (1 IN, 2 OUT)	ZZZ366	1 pc.
10		Set of linking parts	SRS000	5 pcs



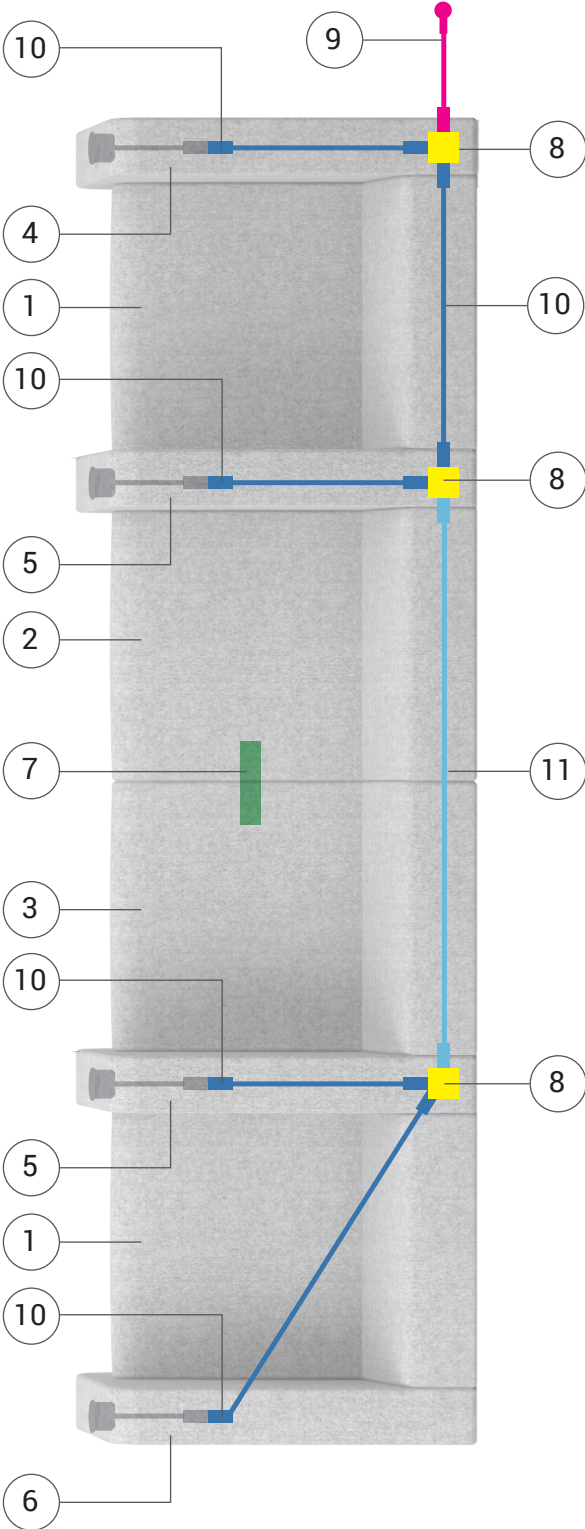
ORDERING EXAMPLE 5














## Pricelist item's selection

		Description	Code	Quantity
1		Lounge seater. Metal connectors on L/H	SRS002-001	2 pcs.
2		Lounge seater. Metal connectors on R/H	SRS002-100	2 pcs.
3		Lounge seater. Metal connectors on R/H and L/H	SRS002-101	4 pcs.
4		Side armrest (center) with USB (plastic connectors)	SRS206	4 pcs.
5		Side armrest (R/H) with USB (plastic connectors)	SRS204	2 pcs.
6		Side armrest (L/H) with USB (plastic connectors)	SRS205	2 pcs.
7		Distributor block (1 IN, 5 OUT)	ZZZ368	1 pc.
8		Distributor block (1 IN, 3 OUT)	ZZZ367	1 pc.
9		Distributor block (1 IN, 2 OUT)	ZZZ366	1 pc.
10		Power supply cable	ZZZ346/ZZZ347/ ZCH001/ ZCH002/ ZUS049/ ZUS050	1 pc.
11		Extension cable, 1 m	ZZZ348/ZUS051	9 pcs.
12		Extension cable, 2 m	ZZZ349/ZUS052	1 pc.
13		Set of linking parts	SRS000	4 pcs.

ORDERING EXAMPLE 6



## Pricelist item's selection

		Description	Code	Quantity
1		Lounge seater. Metal connectors on R/H and L/H	SRS002-101	2 pcs.
2		Lounge seater. Metal connectors on R/H	SRS002-100	1 pc.
3		Lounge seater. Metal connectors on L/H	SRS002-001	1 pc.
4		Side armrest (R/H) with USB (plastic connectors)	SRS204	1 pc.
5		Side armrest (center) with USB (plastic connectors)	SRS206	2 pcs.
6		Side armrest (L/H) with USB (plastic connectors)	SRS205	1 pc.
7		Set of linking parts	SRS000	1 pc.
8		Distributor block (1 IN, 2 OUT)	ZZZ366	3 pcs.
9		Power supply cable	ZZZ346/ZZZ347/ ZCH001/ ZCH002/ ZUS049/ ZUS050	1 pc.
10		Extension cable, 1 m	ZZZ348/ZUS051	5 pcs.
11		Extension cable, 2 m	ZZZ349/ZUS052	1 pc.