

Required Materials



White Vinegar

Hydrogen Peroxide



Salt



Gloves



Safety Goggles


STEP 1

Mix into spray bottle:

Hydrogen
Peroxide
16 oz

Salt
 $\frac{1}{2}$ Tbsp


White
Vinegar
2 oz





STEP 2


Shake mixture until salt is dissolved.



Place raw planter on grass
or covered area to prevent
straining

STEP 4

Spray planter until it is fully soaked.



A square, rusted metal planter box is shown against a white brick wall and green grass. The planter has a weathered, brownish-orange patina. White text is printed on one of the sides, providing instructions for achieving the desired color through a spray and dry process.

Let planter dry.
Repeat spray/dry
process until desired
color is achieved.



Plant and Enjoy!